

tapflo®

# CTS SELF-PRIMING CENTRIFUGAL PUMPS

edition 2017 rev 1



» All about your flow

[www.tapflo.com](http://www.tapflo.com)

# CTS

## self-priming centrifugal pumps

CTS is an open impeller self-priming centrifugal pump, manufactured from AISI 316L stainless steel.

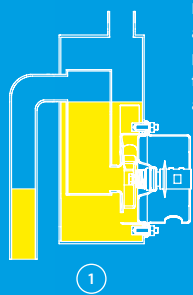
**CTS H** with excellent electro polished surfaces, FDA approved seals, high finish and mechanical strength, meet the demands from food and sanitary applications.

**CTS I** with AISI 316L chemical resistance and mechanical strength is a reliable choice for industrial applications.

**The self-priming feature allows to use the pump in applications where standard CT pumps do not prove useful. The CTS pump is capable of creating up to 4,5 m of suction lift.**



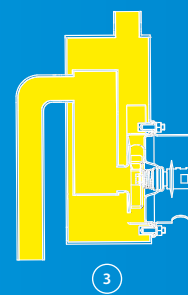
### How it works



In order for the priming action to be achieved, the pump casing has to be filled with liquid to a level above the impeller.



When the pump starts its operation, it is slowly sucking out the air from the suction line thus creating negative pressure and lifting the product. The air is mixed with the liquid in the pump casing. The air escapes the casing through the discharge line while the liquid returns to the impeller as it has a higher specific gravity than the liquid/air mixture.



This process continues until the suction line is completely free of air and the pump can operate as a standard centrifugal pump.

## Self-priming vs. standard centrifugal pump comparison

The CTS pump is a great alternative to our standard CT pumps when the self-priming ability is needed.

**By replacing only one element - the casing with a self-priming chamber – we can achieve various advantages for our pump.**

The pump can now suck the liquid from a lower level than it is positioned or handle liquids with high content of air.

The construction of the pump chamber ensures that there is always enough liquid left inside in order to prime the pump after stoppage.



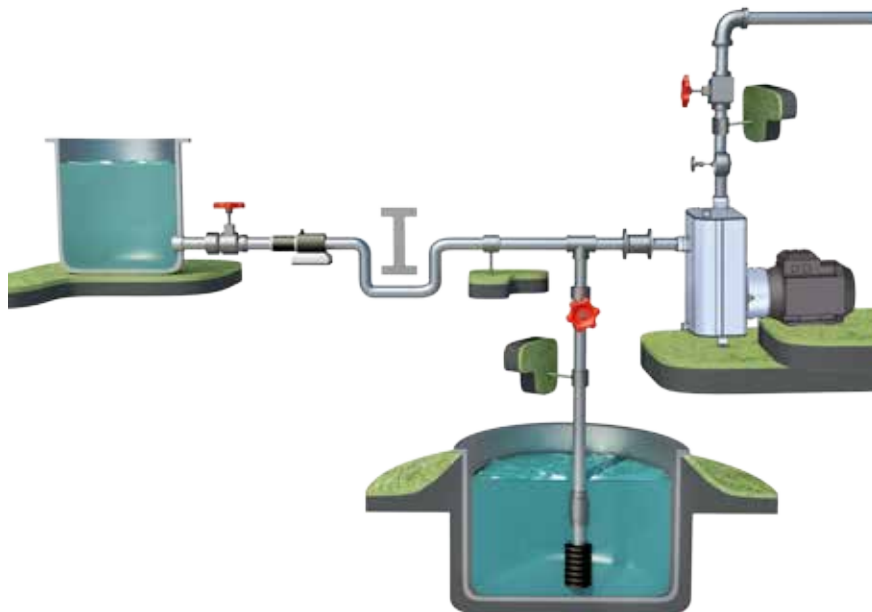
CT casing

CTS casing

## ■ Features & Benefits

- ✓ Wide range of optional executions: lubricated seal for safety, foot valve for quicker starting after stoppage of the pump, appropriate for hygienic applications (CTS H series).
- ✓ No need for additional pumps or equipment for self-priming.
- ✓ Ideal for highly aerated liquids.
- ✓ Easy installation and maintenance. Only the suction pipe has to be immersed and the pump can be located at a convenient spot. Disassembly of the pump can be done without interfering into the piping.
- ✓ Replace only one part on your CT pump to achieve the self-priming ability.

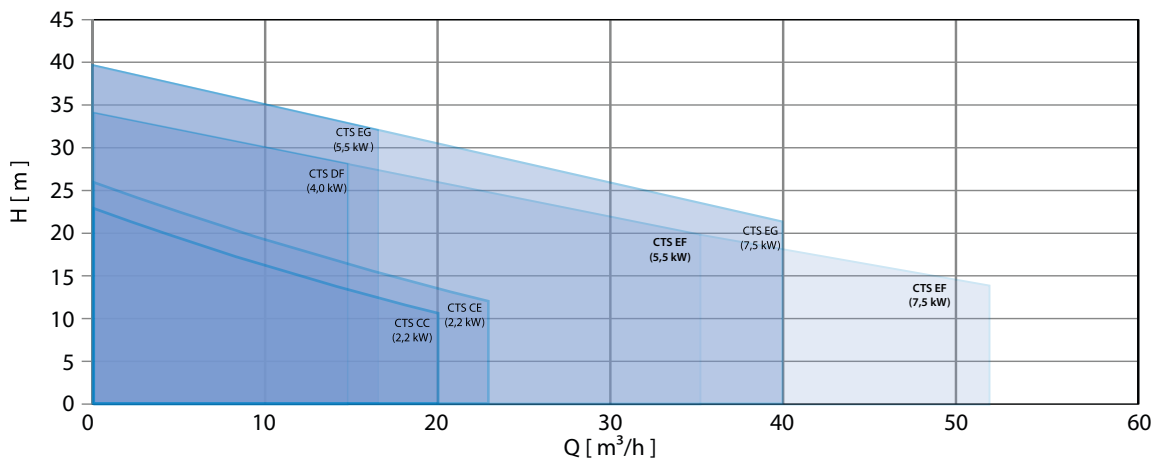
## Installation example



## Performance curves

The performance curves are based on water at 20°C. Other circumstances will affect the performance. These curves are only for first selection, contact us for detailed curves with required power, NPSH etc.

With 2900 rpm motor



## ■ CTS Pump code

The details, specification, size and materials of the major components.



\* = Ask us for complete pump code with all available options and executions. Changes reserved without notice

## CTS pumps execution versions

✓ **Standard**    ✓ **Option**

\* Certificate delivered with the pump (for other- on request)



### USP VI approved materials

U.S. Pharmacopeial Convention (USP) class I to VI defines how a plastic or rubber material may be exposed of human tissue. Class VI requires the most stringent testing and such materials may be used for example in implant devices.

CTS-H

CTS-I



### FDA §21 CFR 177 materials

FDA (U.S. Food and Drug Administration) §21 CFR 177 lists polymers, e.g. rubber and plastic materials approved for equipment in contact with food products.



EN 10204

### EN 10204 material traceability

The EN 10204 norm gives you a checklist and traceability of materials used in the equipment. 2.1 is a general statement of compliance with material specifications, while 3.1 provides specific track records all the way to the steel mill batch (normally only on metals in contact with the product).



### EN 1935/2004 regulation

This EU regulation applies to all food contact materials, e.g. metals, plastics and rubber materials. It requires that these materials are safe, are labeled with the glass-and-fork symbol, are traceable throughout the production chain (according to above EN 10204) and that they are produced according to good manufacturing practice (GMP).



### CE compliant

A product classified as machinery that carries the CE mark fulfill the essential health and safety requirements of the EC Machinery Directive 2006/42/EEC.

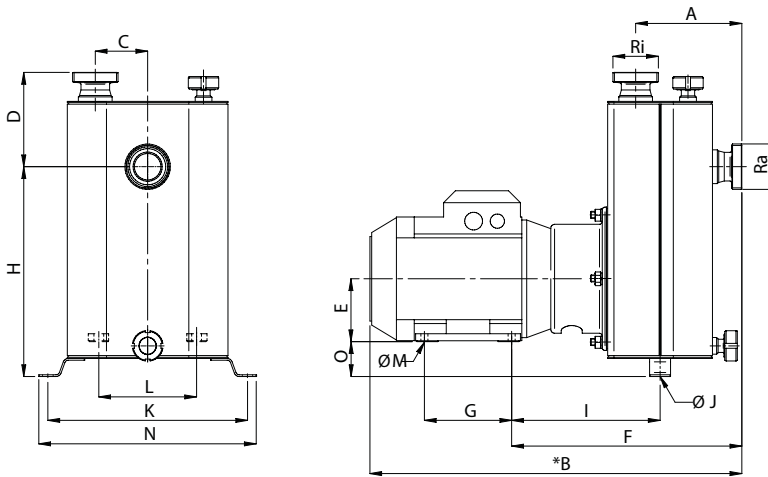


### ATEX Directive 94/9/EC

Equipment intended and approved for safe operation in potentially explosive atmospheres. The equipment is divided in main groups, categories, apparatus groups and temperature classes to define its suitability in the actual zone.



# CTS pumps - technical data



## Connection dimensions

Connection dimensions BSPT (male thread)		
Model	Ra	Ri
CTSI C..	1 1/2"	1 1/2"
CTSI D..	2 1/2"	2"
CTSI E..	2 1/2"	2"

Connection dimensions DIN 11851 (male thread)		
Model	Ra	Ri
CTSH C..	DN40	DN40
CTSH D..	DN65	DN50
CTSH E..	DN65	DN50

## General dimensions

Note: Dimensions in table are the same for CTS-H and CTS-I

Model	Motor power (kW)	IEC motor size	A	*B	C	D	E	F	G	H	I	ØJ	K	L	ØM	N	O
CTS CC-22	2.2	90	152	532,5	75	135	90	329,5	125	300,5	212,5	9	286	140	10	311	50
CTS CE-22	2.2	90	152	532,5	75	135	90	329,5	125	300,5	212,5	9	286	140	10	311	50
CTS DD-40	4.0	112	170	641	90	120	112	378	140	377	243	9	336	190	12	362	55
CTS DF-40	4.0	112	170	641	90	120	112	378	140	377	243	9	336	190	12	362	55
CTS EF-55	5.5	132	170	692	90	120	132	414	178	377	279	9	336	216	12	362	35
CTS EG-55	5.5	132	170	692	90	120	132	414	178	377	279	9	336	216	12	362	35
CTS EF-75	7.5	132	170	692	90	120	132	414	178	377	279	9	336	216	12	362	35
CTS EG-75	7.5	132	170	692	90	120	132	414	178	377	279	9	336	216	12	362	35

\*This dimension may vary depending on motor brand

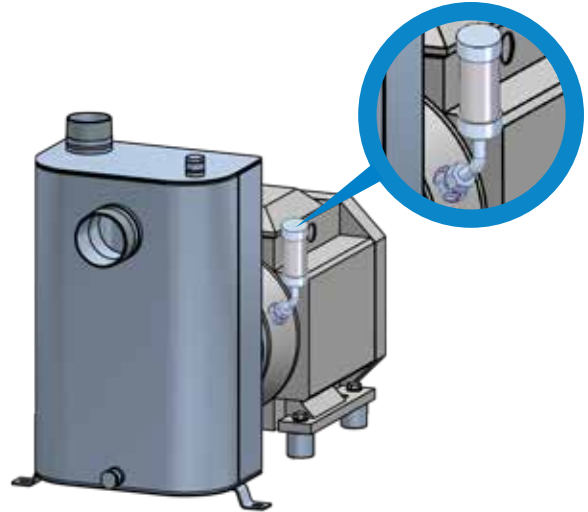
## Materials, data and limits

Model	CTS-H	CTS-I
Casing	Stainless steel AISI 316L electro polished Ra <0.8	Stainless steel AISI 316L glass blast
Impeller	Stainless steel AISI 316L electro polished Ra <0.8, open (standard) or optional semi open type	Stainless steel AISI 316L glass blast, open (standard) or optional semi open type
Mechanical seal	Single ceramic/graphite (standard), SiC/SiC or SiC/graphite optional with oil lube	Single ceramic/graphite (standard), SiC/SiC or SiC/graphite, optional with oil lube
O-rings	EPDM FDA approved (standard), FEP/silicone FDA approved or FKM FDA approved	EPDM (standard), FKM, FEP/silicone or NBR
Motor	IP55, IEC frame B3/B14 (B3 on long coupled version). Available with ATEX cat 2 or 3, Eex e or Eex d motor	
Pressure rating	PN 2,5 bar (CTS C) at 20°C; PN 4 bar (CTS D,E) at 20°C	
Temperature	max 90°C	
Viscosity	max ~200 cSt	
Particles	max diameter is 6 mm (with standard open impeller), bigger if soft particles	

## Options and special executions

### Lubricated seal (CTS-I and CTS-H)

A great option where there is a potential risk of dry running, or where the product tends to solidify or crystallize. An oil chamber is connected to the mechanical seal chamber.



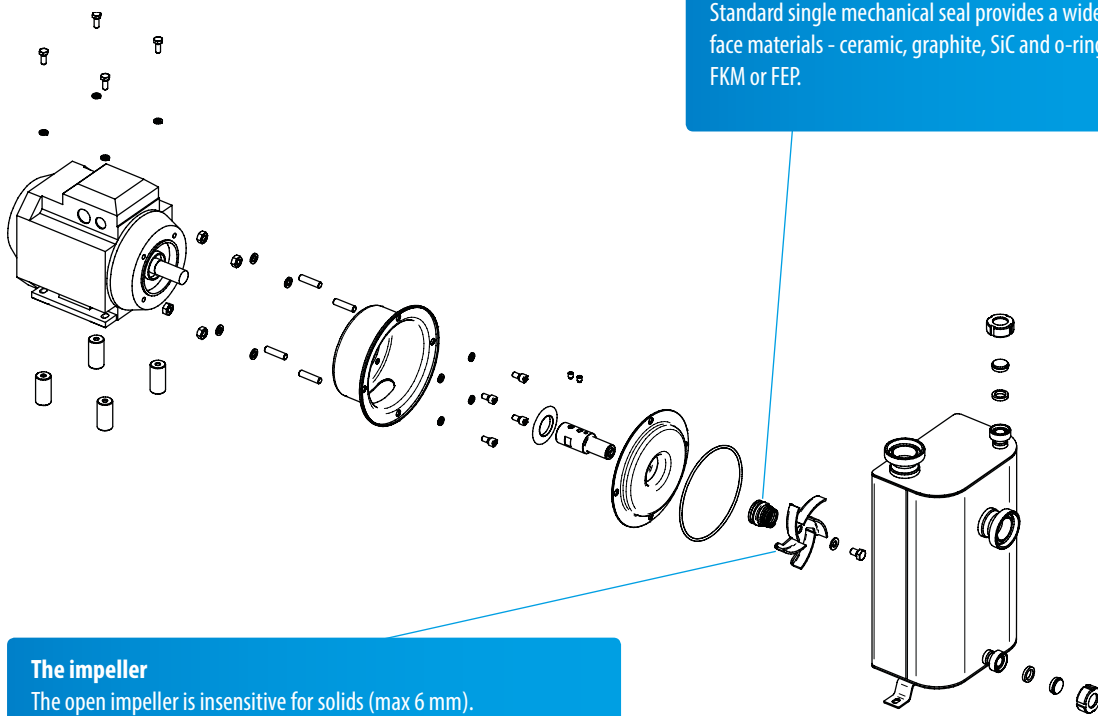
### Hygienic shroud (CTS-H)

The motor shroud is made of polished AISI 316L stainless steel and protects the electrical motor from splashing liquid. It also allows easy cleaning of the pump assembly.



## Ingenious design

A very simple and ingenious design, easy and quick maintenance, in many cases completely maintenance free. The effect is very short down time and extremely low maintenance costs.



#### Mechanical Seal

Standard single mechanical seal provides a wide range of seal face materials - ceramic, graphite, SiC and o-rings in EPDM, FKM or FEP.

#### The impeller

The open impeller is insensitive for solids (max 6 mm).  
Semi open impeller for heavy duty applications is available as option

## Wide range of applications

The CTS-I series has a very wide range of applications – from transfer of water, to pumping of mild chemicals. Together with the hygienic CTS - H series, the number of applications within food, beverage and pharmaceutical industries increases significantly.



### Food & beverage

#### CTS-H series

Transfer of various ingredients and products like edible oil, flavor, alcohol, dairy products and juice. CTH pumps are also a perfect choice for many applications like transfer of CIP liquids, detergents and water.



### Chemical & pharma

#### CTS-I & CTS-H series

Transfer of a variety of mild chemicals and solvents.



### Mechanical industry

#### CTS-I series

Handling of oil, lubricants, coolants and detergents etc.

# TAPFLO AB

## Sweden

Filaregatan 4 | S-442 34 Kungälv

Tel: +46 303 63390

Fax: +46 303 19916

E-mail addresses:

Commercial questions: [sales@tapflo.com](mailto:sales@tapflo.com)

Orders: [order@tapflo.com](mailto:order@tapflo.com)

Tech support: [support@tapflo.com](mailto:support@tapflo.com)

## Tapflo products and services are available in 75 countries on 6 continents.

Tapflo is represented worldwide by own Tapflo Group Companies and carefully selected distributors assuring highest Tapflo service quality for our customers' convenience.

AUSTRALIA | AUSTRIA | AZERBAIJAN | BAHRAIN | BELARUS | BELGIUM | BOSNIA | BRAZIL | BULGARIA | CANADA | CHILE | CHINA | COLOMBIA | CROATIA | CZECH REPUBLIC | DENMARK | ECUADOR | EGYPT | ESTONIA | FINLAND | FRANCE | GREECE | GEORGIA | GERMANY | HONG-KONG | HUNGARY | ICELAND | INDIA | INDONESIA | IRAN | IRELAND | ISRAEL | ITALY | JAPAN | JORDAN | KAZAKHSTAN | KUWAIT | LATVIA | LIBYA | LITHUANIA | MACEDONIA | MALAYSIA | MEXICO | MONTENEGRO | MOROCCO | THE NETHERLANDS | NEW ZEALAND | NORWAY | POLAND | PORTUGAL | PHILIPPINES | QATAR | ROMANIA | RUSSIA | SAUDI ARABIA | SERBIA | SINGAPORE | SLOVAKIA | SLOVENIA | SOUTH AFRICA | SOUTH KOREA | SPAIN | SUDAN | SWEDEN | SWITZERLAND | SYRIA | TAIWAN | THAILAND | TURKEY | UKRAINE | UNITED ARAB EMIRATES | UNITED KINGDOM | USA | UZBEKISTAN | VIETNAM

## Tapflo Group Companies

### Austria

Tapflo Austria  
Tel: +43 732 27292910  
[sales@tapflo.at](mailto:sales@tapflo.at)

### Azerbaijan

Tapflo Azerbaijan LLC  
Tel: +994 502660799  
[sales@tapflo.az](mailto:sales@tapflo.az)

### Baltic States

Tapflo Latvia  
Tel: +371 67472205  
[sales@tapflo.lv](mailto:sales@tapflo.lv)

### Belarus

Tapflo Belarus  
Tel: +375 17 3934609  
[sales@tapflo.by](mailto:sales@tapflo.by)

### Bulgaria

Tapflo EOOD  
Tel: +359 (0)2 974 18 54  
[office@tapflo.bg](mailto:office@tapflo.bg)

### Canada

Tapflo Canada  
Tel: +1 514 813 5754  
[canada@tapflo.com](mailto:canada@tapflo.com)

### Croatia

Tapflo GmbH  
Tel: +385 91 4884 666  
[sales@tapflo.hr](mailto:sales@tapflo.hr)

### Czech Republic

Tapflo s.r.o.  
Tel: +420 513 033 924  
[tapflo@tapflo.cz](mailto:tapflo@tapflo.cz)

### China

Tapflo (Wuxi)  
Tel: +86 510 8241 7602  
[sales@tapflo.cn](mailto:sales@tapflo.cn)

### Denmark

Tapflo Danmark  
Tel: +45 36 454600  
[info@tapflo.dk](mailto:info@tapflo.dk)

### France

Tapflo France  
Tel: +33 1 34 78 82 40  
[info@tapflo.fr](mailto:info@tapflo.fr)

### Georgia

Tapflo Georgia  
Tel: +995 577 463010  
[sales@tapflo.ge](mailto:sales@tapflo.ge)

### India

Tapflo Fluid Handling India Pvt Ltd  
Tel: +91 20 65000215  
[ac@tapflo.in](mailto:ac@tapflo.in)

### Ireland

Tapflo Ireland Ltd  
Tel: +353 1 2011911  
[info@tapflo.ie](mailto:info@tapflo.ie)

### Italy

Tapflo Italia  
Tel: +39 0362307698  
[info@tapfloitalia.com](mailto:info@tapfloitalia.com)

### Japan

Tapflo Japan K.K.  
Tel: +81-3-6240-3510  
[tapflojp@tapflo.co.jp](mailto:tapflojp@tapflo.co.jp)

### Kazakhstan

Tapflo Kazakhstan  
Tel: +7 727 3278347  
[sales@tapflo.kz](mailto:sales@tapflo.kz)

### Poland

Tapflo Sp. z o.o.  
Tel: +48 58 530 42 12  
[info@tapflo.pl](mailto:info@tapflo.pl)

### Romania

S.C. Tapflo Rom. S.r.l.  
Tel: +40 21 3451255  
[sales@tapflo.ro](mailto:sales@tapflo.ro)

### Russia

Tapflo Company  
Tel: +7 495 232 18 28  
[sales@tapflo.com.ru](mailto:sales@tapflo.com.ru)

### Serbia

Tapflo d.o.o.  
Tel: +381 21 44 58 08  
[sales@tapflo.rs](mailto:sales@tapflo.rs)

### Slovakia

Tapflo s.r.o.  
+421 911 137 883  
[tapflo@tapflo.sk](mailto:tapflo@tapflo.sk)

### Slovenia

Tapflo GmbH  
Tel: +386 68 613 474  
[sales@tapflo.hr](mailto:sales@tapflo.hr)

### Spain

Tapflo Iberica  
Tel: +34 91 8093182  
[avives@tapfloiberica.es](mailto:avives@tapfloiberica.es)

### South Africa

Tapflo (Pty) Ltd  
Tel: +27 31 701 5255  
[sales@tapflo.co.za](mailto:sales@tapflo.co.za)

### Turkey

Tapflo Makina Ltd  
Tel: +90 216 467 33 11  
[sales@tapflo.com.tr](mailto:sales@tapflo.com.tr)

### Ukraine

TOB Tapflo  
Tel: +380 44 222 68 44  
[sales@tapflo.com.ua](mailto:sales@tapflo.com.ua)

### Uzbekistan

Tapflo Uzbekistan  
Tel: +998 712370940  
[sales@tapflo.uz](mailto:sales@tapflo.uz)

### United Kingdom

Tapflo (UK) Ltd  
Tel: +44 2380 252325  
[sales@tapflo pumps.co.uk](mailto:sales@tapflo pumps.co.uk)

[www.tapflo.com](http://www.tapflo.com)